EXPERT PRO
EXPERTOS EN PROYECTOS

PRODUCT PREVIEW · GUIDED TOUR

Solar PV Project Finance Suite

Five Excel models that carry a utility-scale solar project from site screening to a signed committee decision.

5 models · 6 manuals | P50 / P90 | 69 checks | No macros



Illustrative demonstration data from the worked example. Not investment advice. 10 pages.

THE CHAIN

Each template answers one question and hands it on

The questions arrive in a fixed order and rarely the same people answer them, so each role gets one workbook and one contract.

Template	Question it answers	Owner in a typical team	Key export
S1 — Site & Resource Screening	Which site should we develop?	Development lead	Winner's attributes, 16 fields
S2 — Energy Yield Assessment	How much energy, with what confidence?	Yield engineer / technical advisor	25-year P50 and P90 series + uncertainty factors
S3 — CapEx & BOS Budget	What does it cost, and when is it spent?	Cost estimator / procurement	32-line budget + 30 monthly disbursements
S4 — Financial Model	Is it financeable, and what does equity earn?	Financial modeller	36 headline scalars + DSCR & distribution series
S5 — Comparison Dashboard	Which case goes to committee?	Investment committee secretary	Decision record for the minutes

THE SHIPPED DEMO

One continuous case runs through every screenshot

A 50 MWp DC / 38 MWac single-axis tracker project near María Elena in Chile's Atacama desert, operations from January 2028.

4.61

Site score

S01 Llano La Estrella, of 3 candidates, 1 disqualified

127,631 MWh

Year-1 energy P50

P90 120,091 MWh; PR 81.5%

$43.6 M

CapEx pre-financing

$43,595,492 at $0.872/Wp DC, phased over 20 months

$30,516,844.12

Senior debt

P90-sculpted; gearing cap binds at 64.7% of uses

11.81%

Equity IRR

Project IRR 9.47%

1.30x

Min DSCR, P90 base

LLCR over the loan life 1.42x

INVEST

Committee verdict

base case; 3 of 4 runs pass all hurdles

THE SUITE

One distribution, read at three points, splits the deal

Equity is measured on the expected case; debt is sized on the case that holds nine years in ten. Both come from the same σ.

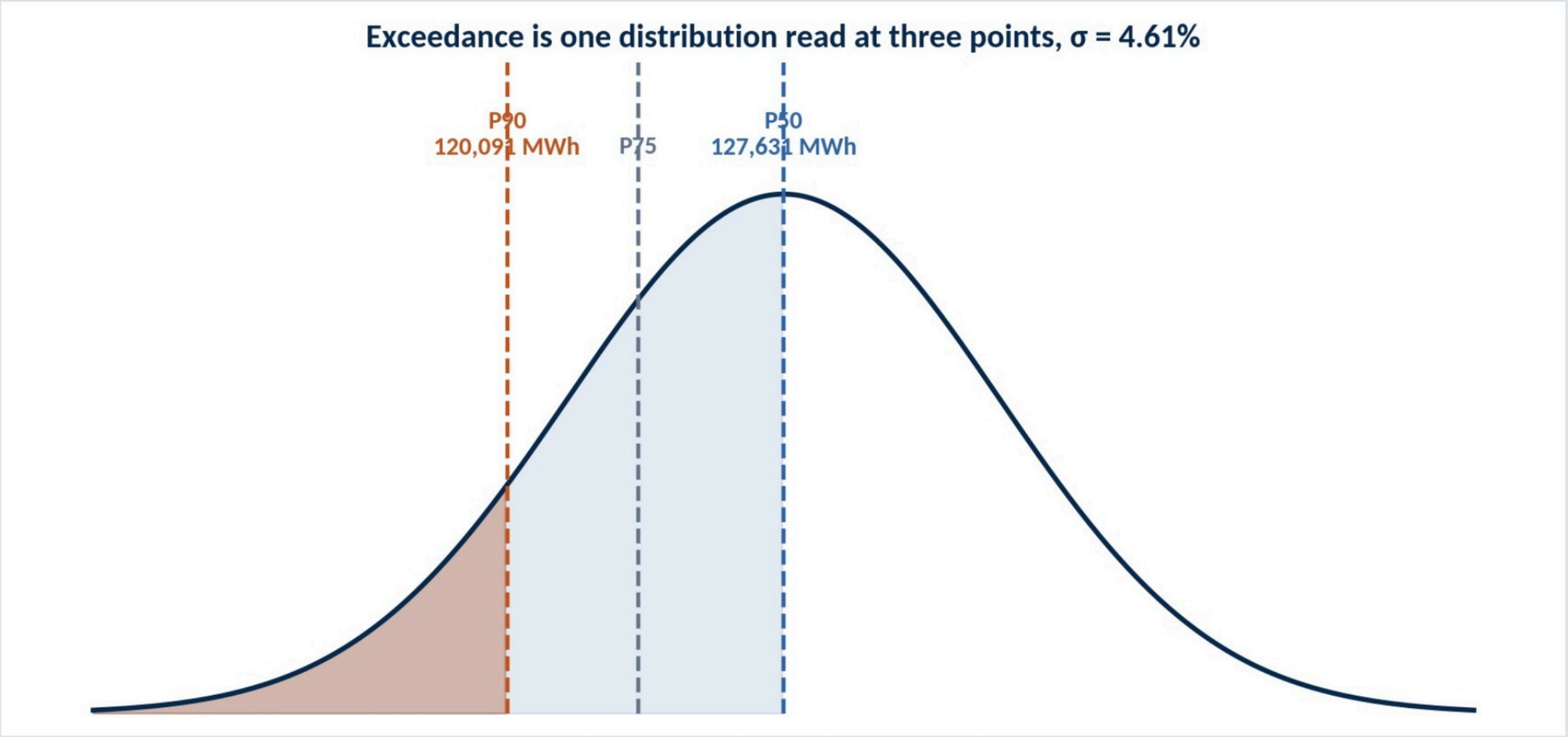

Exceedance factors: P50 = 1.000, P75 = 1 − 0.6745σ, P90 = 1 − 1.2816σ, with σ = 4.61%.

Every percentage point between sunlight and the meter

Ten losses stand between the plane of array and the export meter. The stack is visible, editable and additive — no black box.

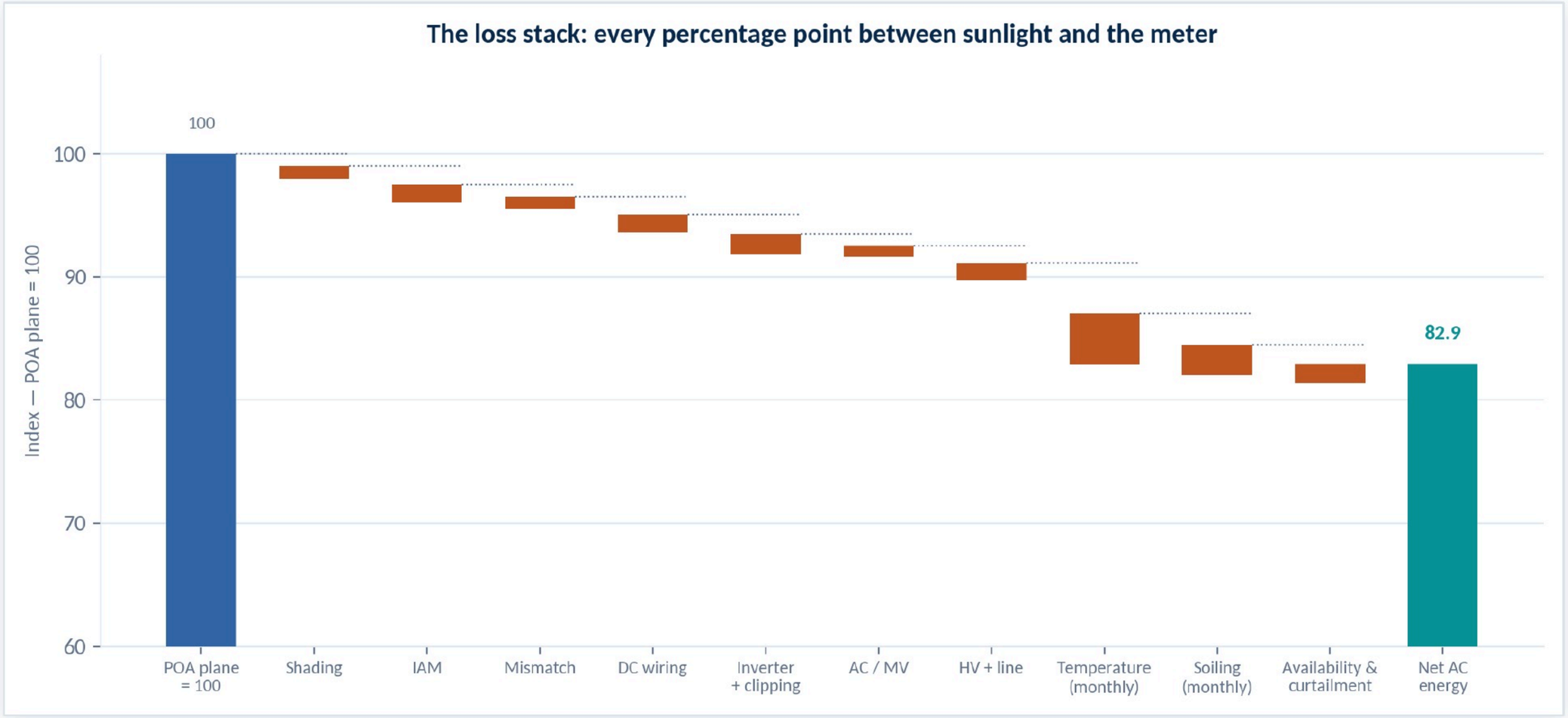

The loss stack as the workbook computes it: seven constant losses, then temperature, soiling and availability.

The S-curve is a consequence, not an input

Each line carries its own window and curve; the monthly total and the cumulative S-curve fall out of thirty-two independent decisions.

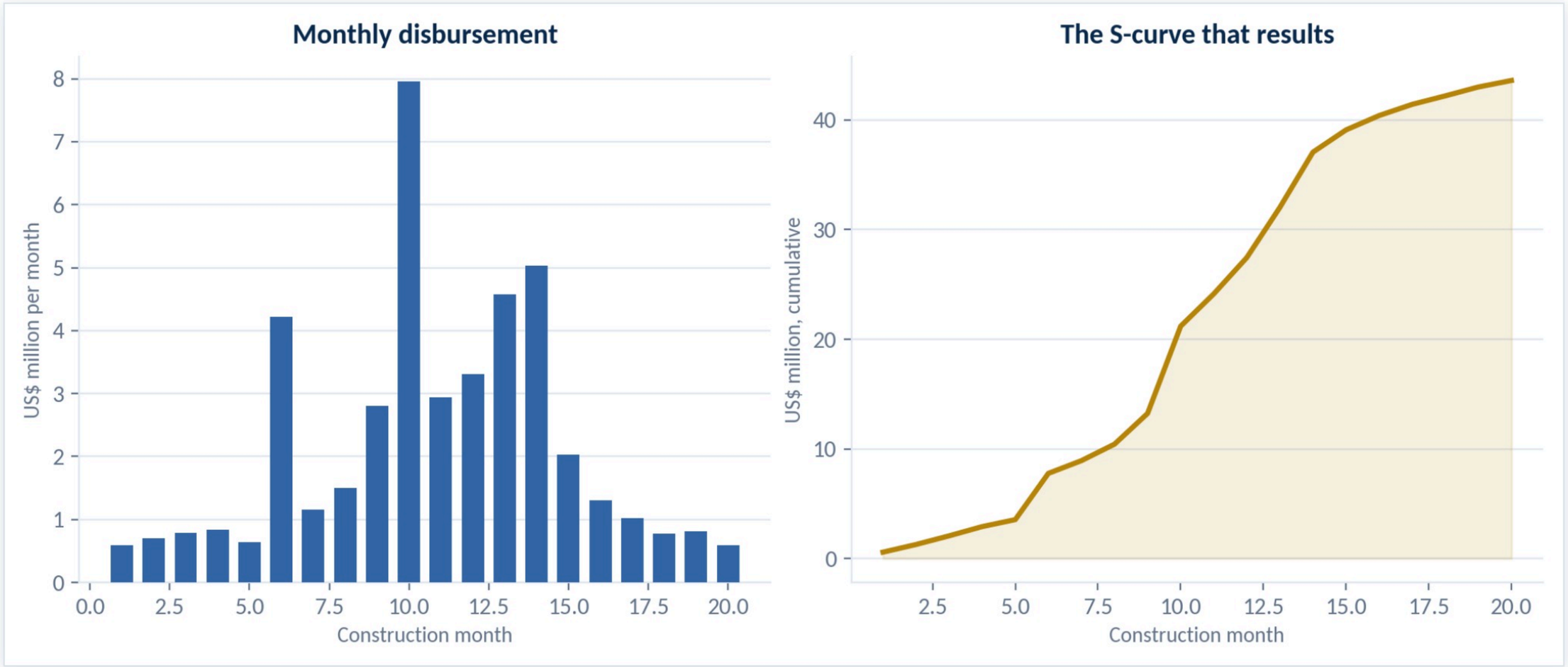

Monthly disbursement and the cumulative curve over the 20-month construction programme.

Sculpted debt bends to the cash flow, not the calendar

Principal is whatever the target coverage leaves after interest — so the profile rises with the plant's cash and stops when the loan is repaid.

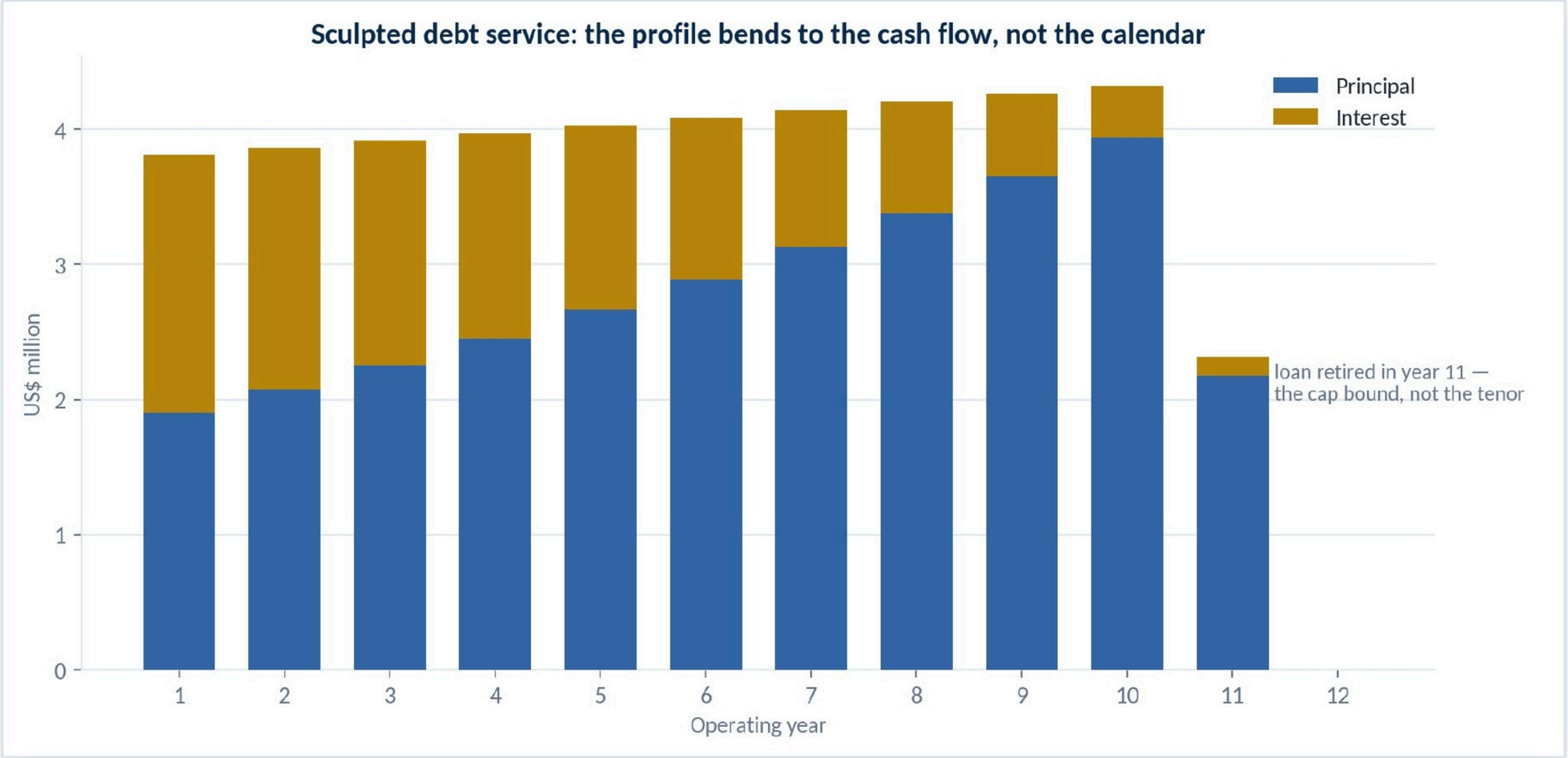

Annual debt service on the demo: principal and interest, sculpted at 1.30x on P90.

S5 · COMPARISON DASHBOARD

Four financed runs, one hurdle, one recommendation

The dashboard does not invent a case. It compares cases that were financed properly and says which ones clear the committee's own bar.

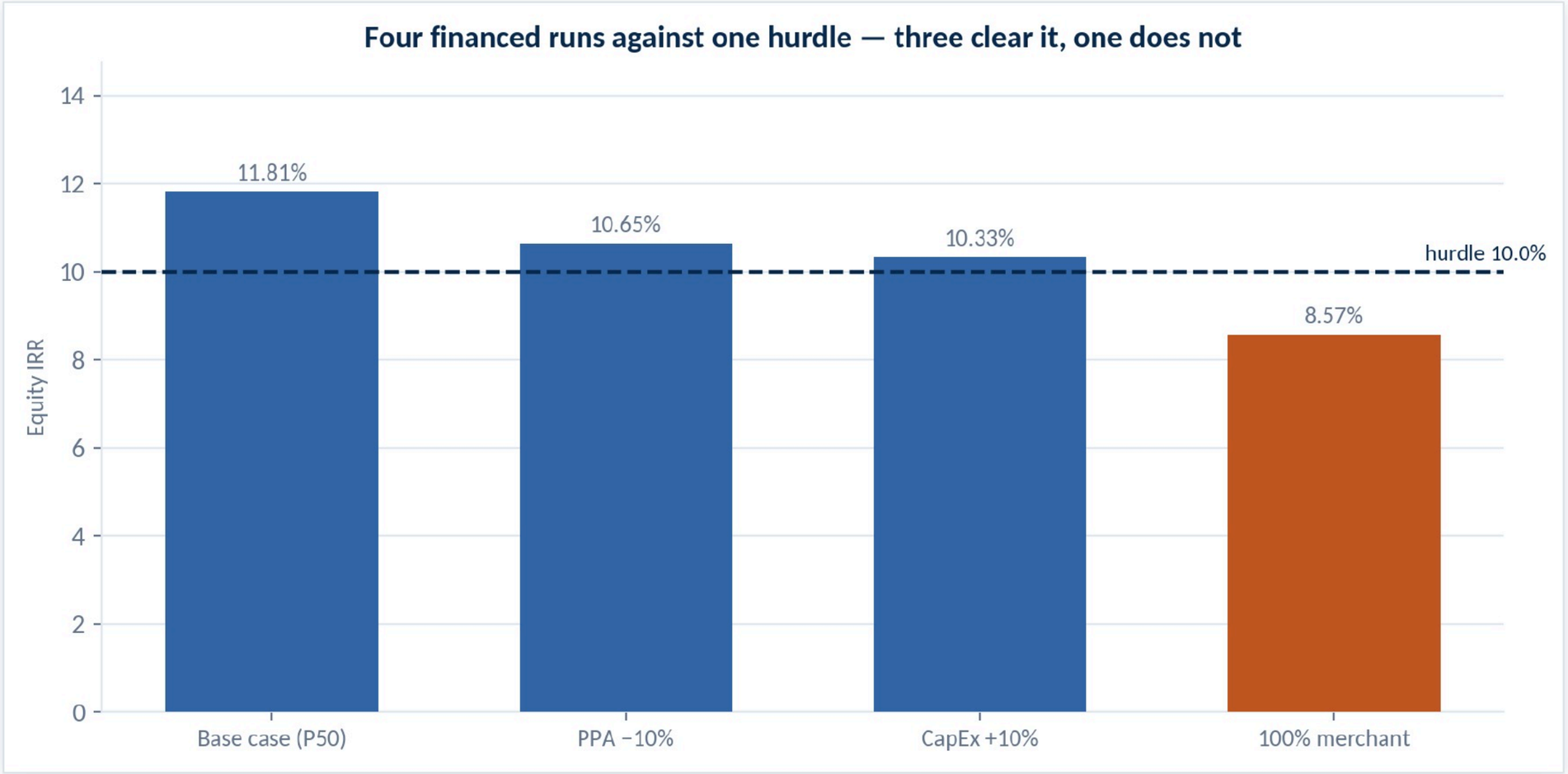

The demo run set: base, PPA −10%, CapEx +10% and 100% merchant, against a 10% IRR hurdle.

WHAT YOU RECEIVE

What is in the download

Format: Excel + ZIP.

XLSX	Five Excel workbooks (S1 to S5)
GUIDE	A Master Guide covering the chain, scenario governance and the check catalogue
GUIDE	Five dedicated user manuals
DEMO	A worked demo: a 50 MWp single-axis tracker plant with a 15-year PPA and a merchant tail

Before you buy

- Desktop Excel 2019 or Microsoft 365. No macros.
- It does not replace an on-site measurement campaign, a PVsyst-class hourly simulation or an independent engineer's report.
- It is not a lender's credit model or a tax opinion.
- Benchmark bands are sourced placeholders to confirm against current market evidence.

Every workbook opens on the complete worked example, so you can follow the finished answer before entering your own data.

WHO BUILT IT

Built by the ExpertPro team

ExpertPro builds the financial and decision infrastructure behind capital projects, at the intersection of project finance, engineering economics and data.

7	100+	15+	50+
senior specialists	years of combined experience	professional certifications	delivered projects

The team

- Project finance and public-private partnerships, PMP® and APMG CP3P® certified
- Data architecture and data science, led by a mathematician
- Process automation and governance, with more than twenty years in banking
- Information security and compliance: ISO/IEC 27001 Lead Auditor and CEH
- Enterprise systems integration and machine-learning engineering

Every model

- Built to the FAST Standard 02c: Flexible, Appropriate, Structured, Transparent
- No macros and no hidden logic; one formula per calculation row
- A documented source and status behind every input
- A checks panel that must read green before results leave the workbook
- A complete user manual and a worked demonstration case

Master's degrees in industrial engineering, information technology and business, a degree in mathematics, and programmes from MIT (applied AI) and HarvardX (data science). Delivery in five Latin American countries, across energy and utilities, transport, logistics, agroindustry and healthcare.