EXPERT PRO
EXPERTOS EN PROYECTOS

PRODUCT PREVIEW · GUIDED TOUR

Solar CapEx, Underwriting & Committee Pack

Budget the plant, finance it on P90 and rank the runs for the committee, in three connected Excel models.

32 CapEx lines | 25-year finance model | Up to 12 runs | No macros



Illustrative demonstration data from the worked example. Not investment advice. 10 pages.

Ten lines carry three quarters of the budget

Thirty-two lines are enough structure to be honest and few enough to be maintained. Modules alone are a quarter of the project.

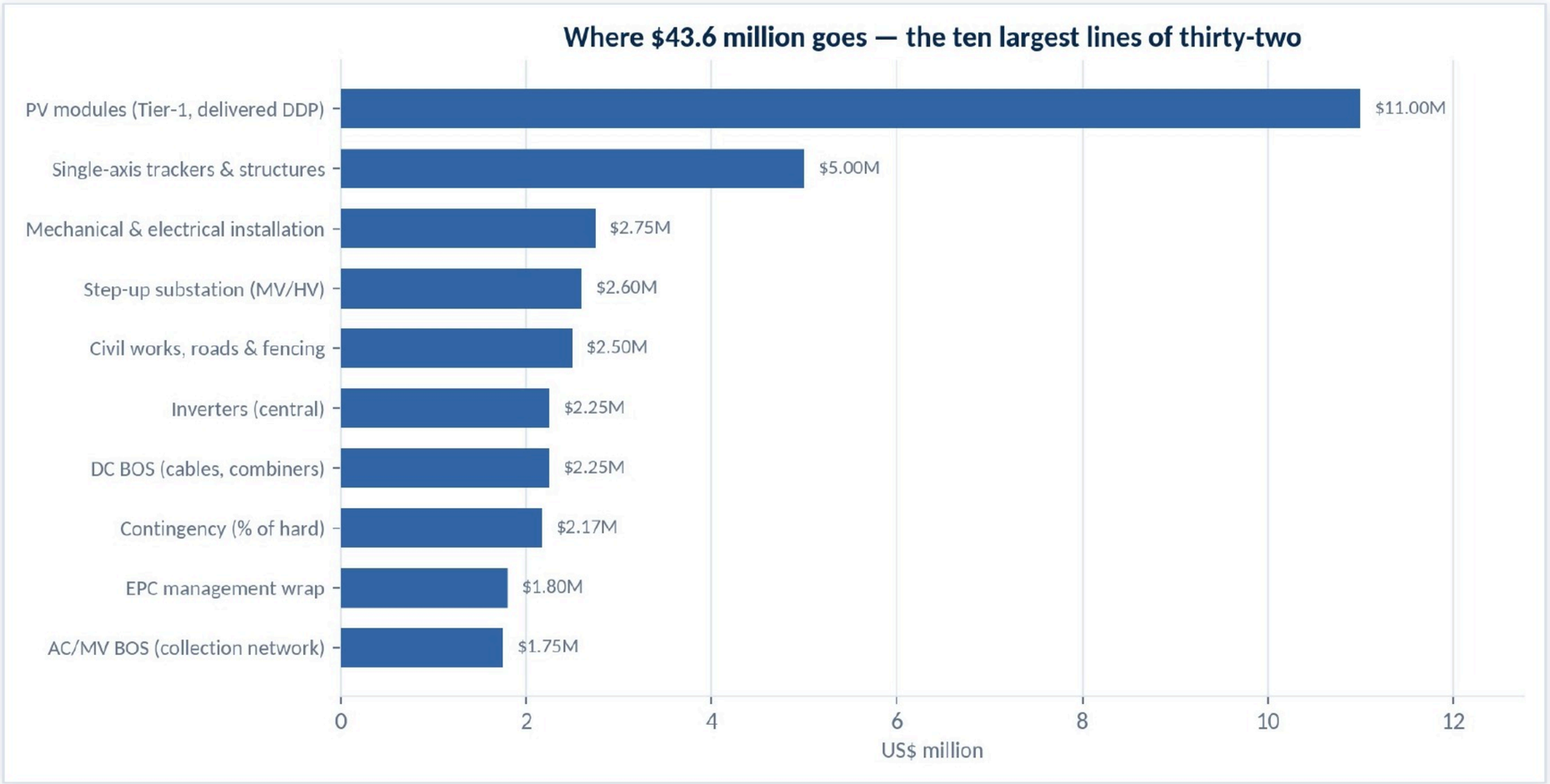

The ten largest of thirty-two budget lines, from the delivered demo.

The S-curve is a consequence, not an input

Each line carries its own window and curve; the monthly total and the cumulative S-curve fall out of thirty-two independent decisions.

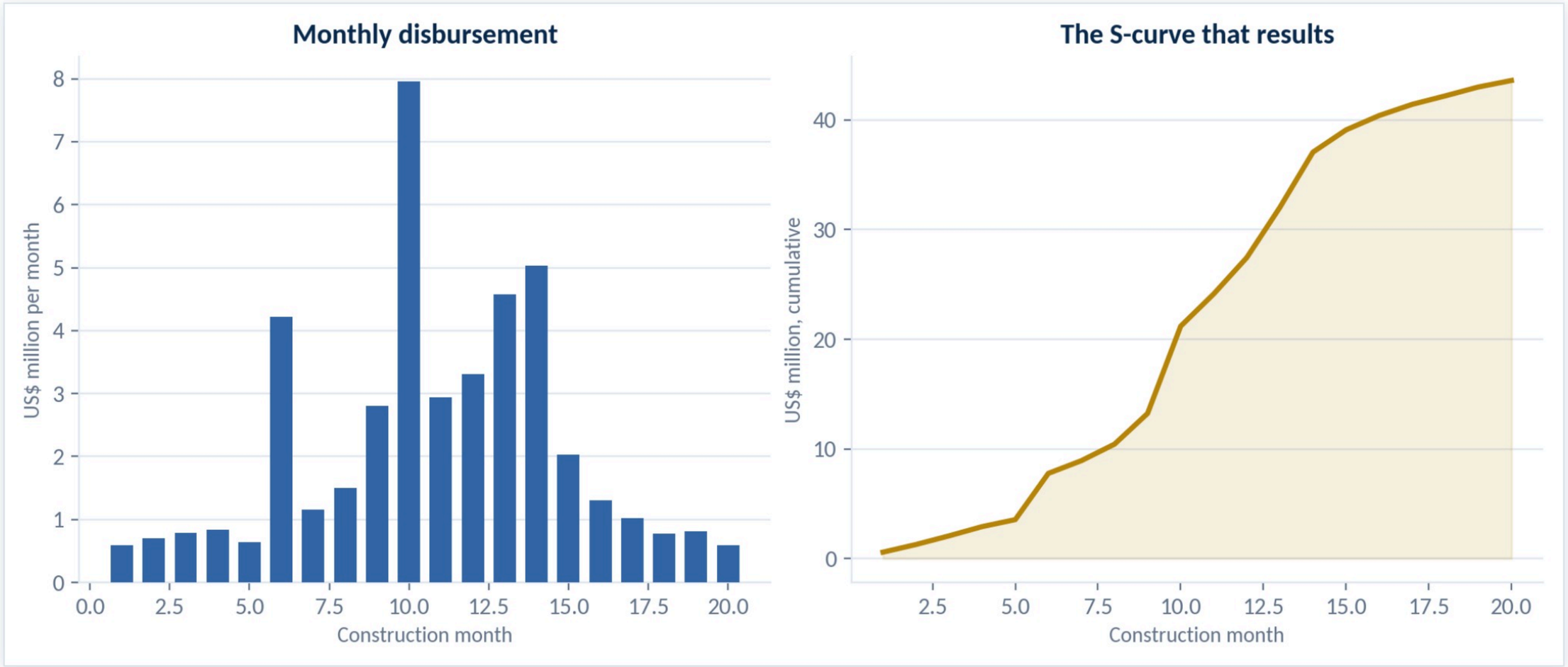

Monthly disbursement and the cumulative curve over the 20-month construction programme.

S3 · CAPEX & BOS BUDGET

Out_Budget answers the three committee questions

How much, how expensive per watt, and when — the category summary, the benchmark chip and the twin charts sit on one screen.

$43,595,491.60

Total capex

$43.60 M, the number the committee argues about

$0.872/Wp

CapEx intensity

inside the $0.70-1.10 utility-scale band

$1.15 M/MWac

Per-MWac reading

cal_wp_mwac, the single figure since 1.1.1

$36.18 M

Hard cost, 16 lines

modules alone are 30% of it

$7.01 M

Soft cost, 12 lines

16% of the total budget

$7.95 M

Peak month spend

month 10, module milestones on civil works

Sculpted debt bends to the cash flow, not the calendar

Principal is whatever the target coverage leaves after interest — so the profile rises with the plant's cash and stops when the loan is repaid.

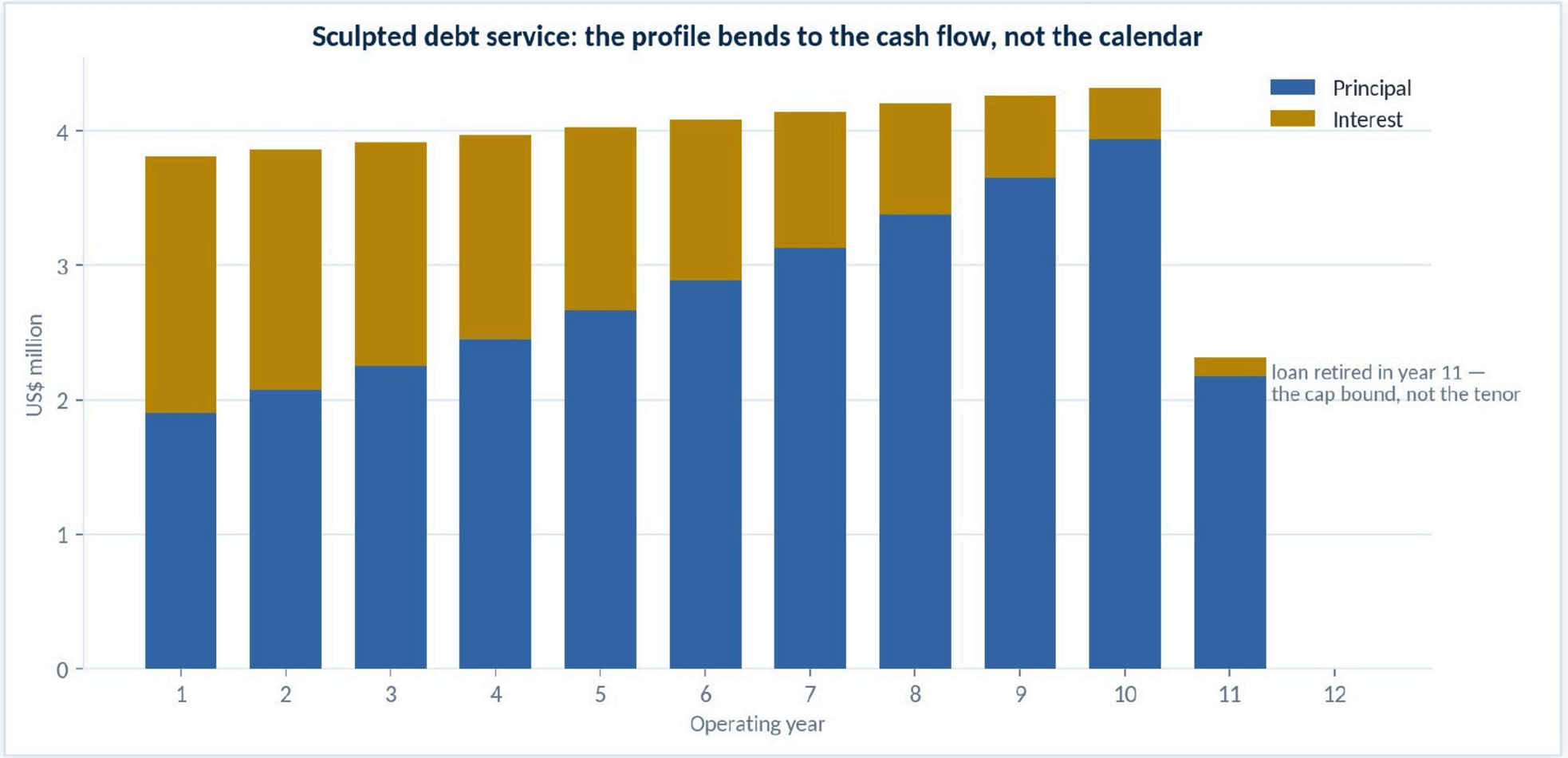

Annual debt service on the demo: principal and interest, sculpted at 1.30x on P90.

The gap between the bar and the line is the DSCR

Coverage is not an opinion — it is a ratio computed every year between the cash the plant generates and the service it owes.

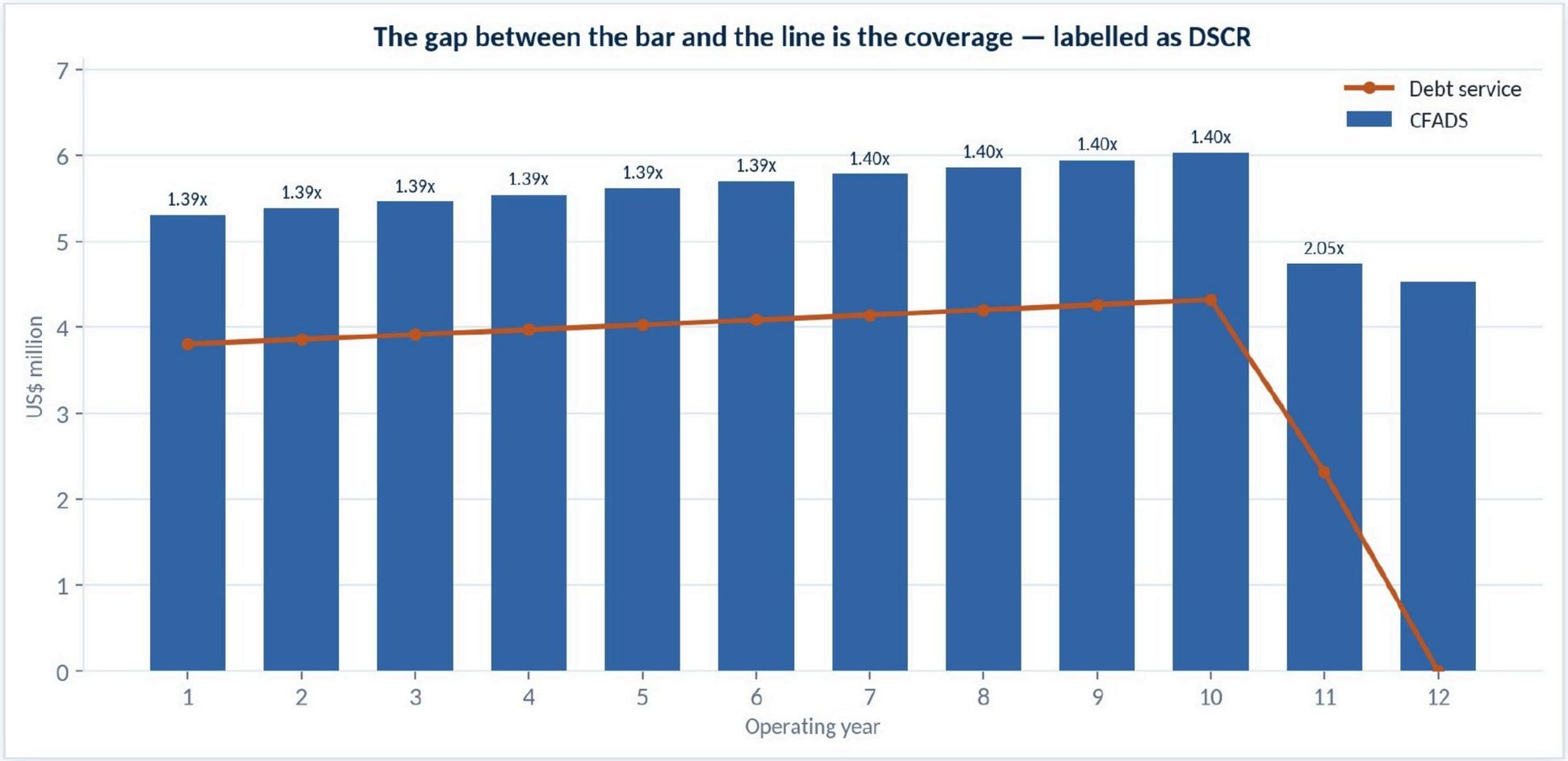

CFADS against debt service, with the resulting DSCR printed above each year.

S5 · COMPARISON DASHBOARD

Four financed runs, one hurdle, one recommendation

The dashboard does not invent a case. It compares cases that were financed properly and says which ones clear the committee's own bar.

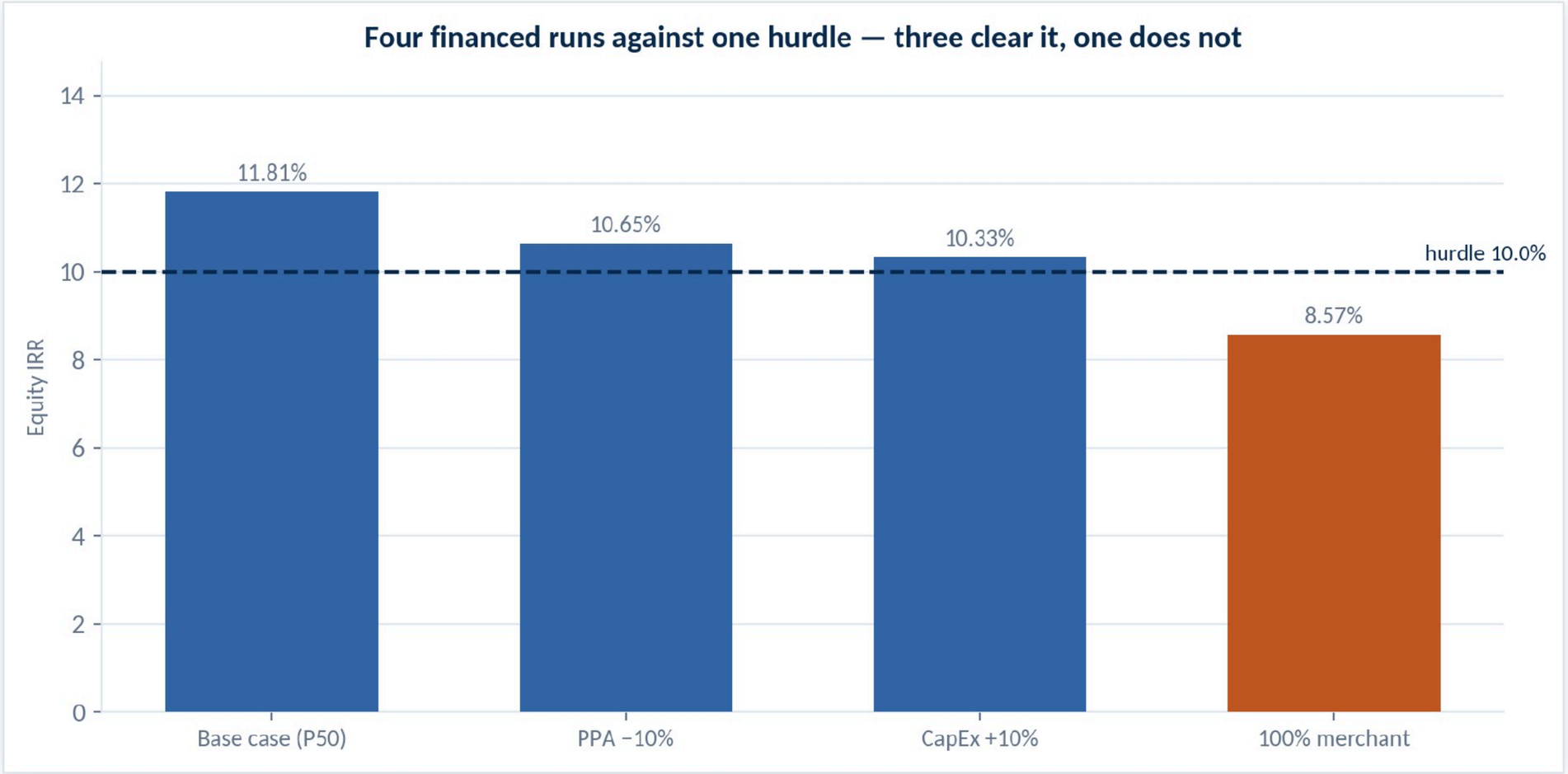

The demo run set: base, PPA −10%, CapEx +10% and 100% merchant, against a 10% IRR hurdle.

S5 · COMPARISON DASHBOARD

Three runs clear policy and the base case wins

Fifteen metrics by twelve runs, blank where a run is absent or excluded, n/a where a ratio has no meaning.

INVEST

Committee verdict

demo run set

11.81%

Base equity IRR

rank 1, the recommended run

1.30x

Min DSCR (P90)

flat across every levered run

1.42x

LLCR

on the loan's eleven-year life

3 of 4

Runs clearing all hurdles

merchant fails IRR and NPV

8.57%

Full-merchant IRR

structure risk, priced not asserted

WHAT YOU RECEIVE

What is in the download

Format: Excel + ZIP.

XLSX	Three Excel models (S3, S4 and S5)
GUIDE	Three dedicated user manuals and a Pack Quick Start
DEMO	A worked demonstration case
TERMS	Licence, scope and disclaimer documentation (ZIP bundle)

Before you buy

- Desktop Excel 2019 or Microsoft 365.
- Requires a defined project and an externally prepared P50 and P90 energy study (S1 and S2 are not included).
- Not a complete tax model, legal model or final lender model.
- Not a substitute for technical due diligence.

Every workbook opens on the complete worked example, so you can follow the finished answer before entering your own data.

WHO BUILT IT

Built by the ExpertPro team

ExpertPro builds the financial and decision infrastructure behind capital projects, at the intersection of project finance, engineering economics and data.

7	100+	15+	50+
senior specialists	years of combined experience	professional certifications	delivered projects

The team

- Project finance and public-private partnerships, PMP® and APMG CP3P® certified
- Data architecture and data science, led by a mathematician
- Process automation and governance, with more than twenty years in banking
- Information security and compliance: ISO/IEC 27001 Lead Auditor and CEH
- Enterprise systems integration and machine-learning engineering

Every model

- Built to the FAST Standard 02c: Flexible, Appropriate, Structured, Transparent
- No macros and no hidden logic; one formula per calculation row
- A documented source and status behind every input
- A checks panel that must read green before results leave the workbook
- A complete user manual and a worked demonstration case

Master's degrees in industrial engineering, information technology and business, a degree in mathematics, and programmes from MIT (applied AI) and HarvardX (data science). Delivery in five Latin American countries, across energy and utilities, transport, logistics, agroindustry and healthcare.